

METHVEN

Wall Top Assembly

Minimalist PAIR 01-2848

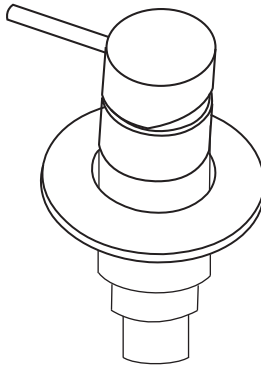


Illustration may not reflect actual product shape.

Installation Guide

IMPORTANT

Please read all of the instructions before installation

Use of this product in non-domestic applications voids warranty.
All pipe work must be thoroughly flushed prior to the installation of the mixer.
NEFA inline filters must be installed on both hot and cold supplies.
Do not remove the ceramic cartridge from the mixer when installing.
Damage caused by hydrostatic testing is not covered by our warranty.



www.methven.com

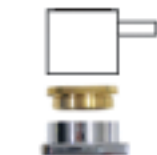


Technical Specifications

Inlet Connections:	All 1/2' BSP
Operating Pressure:	150kPa - 500kPa
Operating Temperatures:	Recommended hot water supply 50°C, maximum 70°C. AS 3500 requires all hot water supplies to any sanitary fitting to be tempered to 50°C.
Recommended Rough in Set up:	Face of finished wall to front of breech (body) 16mm
Tolerance:	Min: 7mm Max: 25mm

SPARE PARTS

Standard Spindle & Handle Assembly Set up



Standard Spindle
12mm Extension
04-9837
(Not Included)



Flange Male Adaptor
04-9899



Extended Spindle Only
Hot 04-9707
Cold 04-9714

Spindle Flange M & F
Extension 04-9875
(Not Included)



Short Spindles (Not Included)

Hot 04-9752

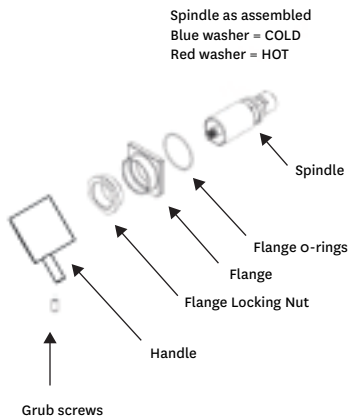
Cold 04-9769

Flange Male Adaptor 04-9905

STANDARD WALL-TOP ASSEMBLY

Adjustment For Handle Line Up.

The spindle can be tightened allowing the handle to be adjusted on the spline.



THE METHVEN GUARANTEE

The warranty statement shall apply to all tapware & showers supplied by Methven
For more information visit www.methven.com

THIS WARRANTY ISSUED BY: Methven Australia Pty Ltd, Melbourne Australia

We recommend that this product is installed by a licensed plumber.