

Warranty Information

Proof of purchase will be required.

The guarantee does not cover faults or damage caused by incorrect installation and/or maintenance, ordinary wear and tear, water composition, etc.

*Please see www.methven.com for full terms and conditions of warranty

Cleaning

Your product has a high-quality finish and should be treated with care to preserve the visible surfaces.

Never use abrasives or abrasive cleaning agents to clean this product clean regularly with contamination free warm water and a damp soft cloth.

Lime deposits can be prevented from forming on the faceplate by wiping immediately after use. If shower performance is compromised by the build-up of lime-scale, soak in limescale remover for up to 10 minutes. Do not attempt to remove limescale with sharp objects or abrasives. Do not use products containing chlorine bleach or hydrochloric acid as these can damage the shower. Always rinse the shower thoroughly after cleaning to remove cleaning products that can damage the shower.

Clean face plate using a brush with soft bristles.

Do not use any sharp objects to clean nozzles.

Clean filter washer located in the hose cone on the water outlet end periodically.

We have a policy of continuous improvement and reserve the right to change specifications without notice.

METHVEN UK LIMITED
METHVEN EXPERIENCE CENTRE
3/3A STONE CROSS COURT
YEW TREE WAY
GOLBORNE
WARRINGTON
WA3 3JD
UNITED KINGDOM
INST-Satinjet Handsets 04/05/2022

TEL: 0800 195 1602
FAX: 0844 406 8690
EMAIL: sales@uk.methven.com
www.methven.com

SATINJET® HANDSET

Installation Guide

Technical Specification

Operating Pressure

Min: 0.35 bar

Max: 5 bar

Operating Temperature

Hot: 60°C

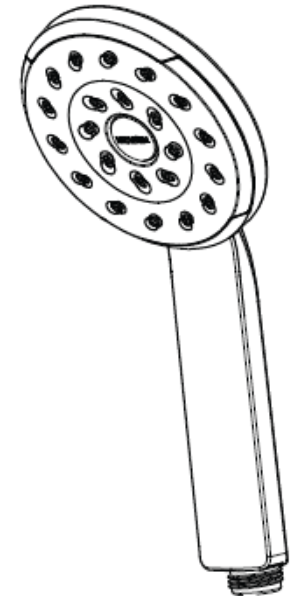
Cold: 5°C

Inlet Connections:

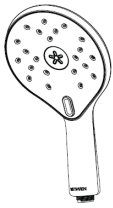
1/2" BSP

Features:

- Water efficient without compromising performance
- Satinjet® technology twin jets of water collide into thousands of tiny droplets to deliver voluminous shower coverage



METHVEN
www.methven.com EST 1886



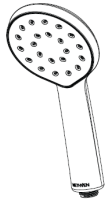
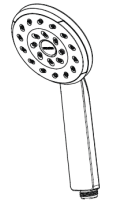
The Kaha collection is a classic, understated form with modern design accents, A full-body shower experience at Low & Unequal pressure like no other.

2 Function Handset



The Waipori collection is designed for Unequal Pressure and features a designed balance between force and coverage.

1 Function Handset



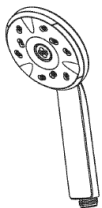
The Kiri collection gives full coverage and larger droplets for Low & Unequal pressure situations.

1 Function Handset



The Maku collection has a compact design to optimize the spray force, perfect for Low Pressure environments.

1 Function Handset



The Kiri Low Flow collection is optimized to provide a full and invigorating shower experience using only 6lpm.

1 Function Handset - Low Flow Option Limited to 6 l/min

Please keep these instructions for future reference and request of replacement parts.

General Safety Information

Please read all of the instructions before installation.

Methven recommends this product is installed by a competent person in compliance with all relevant regional regulations. It is the responsibility of the installer to assess the installation environment for hazards and incorporate back flow prevention where deemed necessary. It is the responsibility of the installer to ensure a waterproof seal is achieved, after installation all connections must be checked for leaks. Care should be taken when connecting handset to hose to not damage the flow restrictor in the handset. All outlets used primarily for personal hygiene shall deliver water at a safe temperature as per regional regulations. This product must not be modified in any way as this will invalidate the guarantee. Remove all packaging and check the components for damage before starting installation.

Installation Instructions

